

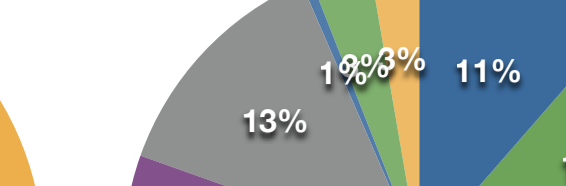
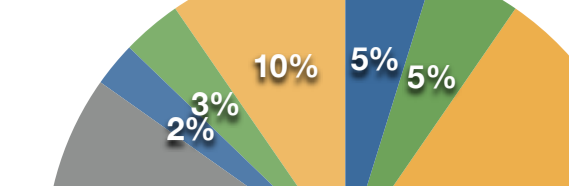
East Beach Data Collected on 7/5/2008

Section 1

This data was collected on a re-cleaning of the east beach of Gore Point by GOAK during the month of July, 2008. Each "Section" represents a rough 100 foot section of beach cleaned and compiled into small piles for sorting and weighing. These sections start from the South end of the beach and work their way North. Photos and video of each section are available.

Table with 4 columns: Category, # of Bags Worth, Weight per Bag, Weight Total. Rows include Foam Floats, Net and Rope, Styrofoam, Soft Foam / Rubber, Hard Plastic, Plastic Water Bottles, Visqueen / Tarps, Pesticide Sprayers, Plastic / Rubber Buoy.

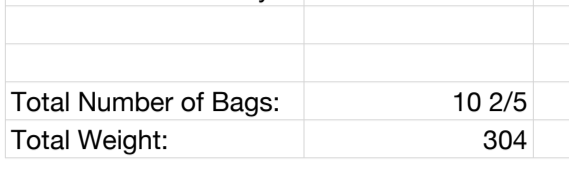
*It is important to note that it is likely that a decent percentage of the garbage collected is not newly arrived from the ocean but unearthed from the log jam during storms and has been present on the beach for some time but inaccessible for cleaning.



- Legend for Section 1: Foam Floats (blue), Nets and Rope (green), Styrofoam (orange), Soft Foam / Rubber (red), Hard Plastic (purple), Plastic Water Bottles (grey), Visqueen / Tarps (light blue), Pesticide Sprayers (dark blue), Plastic / Rubber Buoy (yellow).

Section 2 Data Collected 7/7/2008

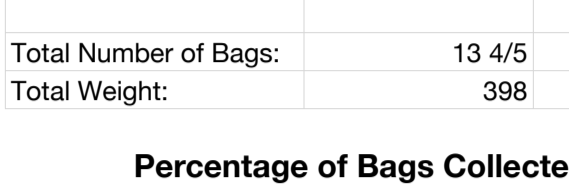
Table with 4 columns: Category, # of Bags Worth, Weight per Bag, Weight Total. Rows include Foam Floats, Net and Rope, Styrofoam, Soft Foam / Rubber, Hard Plastic, Plastic Water Bottles, Visqueen / Tarps, Pesticide Sprayers, Plastic / Rubber Buoy.



- Legend for Section 2: Same as Section 1.

Section 3 Data Collected 7/7/2008

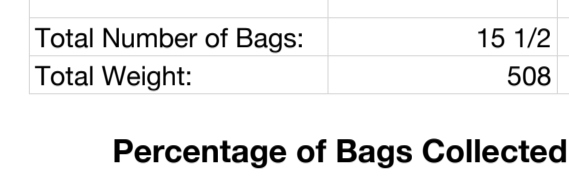
Table with 4 columns: Category, # of Bags Worth, Weight per Bag, Weight Total. Rows include Foam Floats, Net and Rope, Styrofoam, Soft Foam / Rubber, Hard Plastic, Plastic Water Bottles, Visqueen / Tarps, Pesticide Sprayers, Plastic / Rubber Buoy.



- Legend for Section 3: Same as Section 1.

Section 4 Data Collected 7/7/2008

Table with 4 columns: Category, # of Bags Worth, Weight per Bag, Weight Total. Rows include Foam Floats, Net and Rope, Styrofoam, Soft Foam / Rubber, Hard Plastic, Plastic Water Bottles, Visqueen / Tarps, Pesticide Sprayers, Plastic / Rubber Buoy.

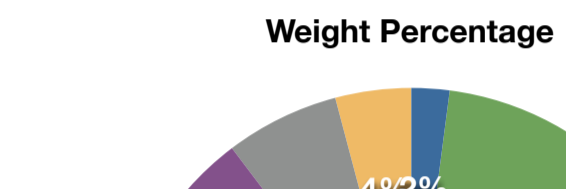
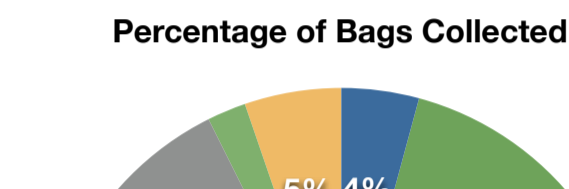


- Legend for Section 4: Same as Section 1.

* Visqueen and Tarps are represented by a 0% on the Percentage of Bags Collected chart. This means that the amount collected was less than 1% but significant enough to be listed on the chart.

Section 5 Data Collected 7/7/2008

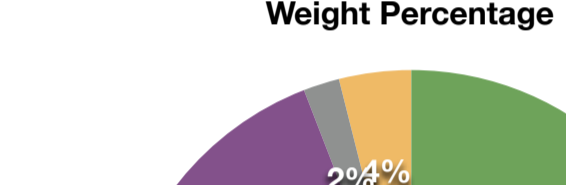
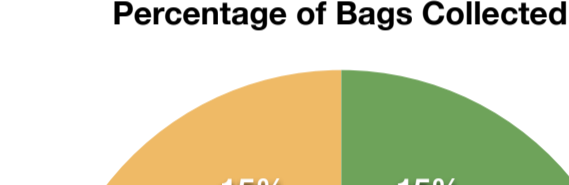
Table with 4 columns: Category, # of Bags Worth, Weight per Bag, Weight Total. Rows include Foam Floats, Net and Rope, Styrofoam, Soft Foam / Rubber, Hard Plastic, Plastic Water Bottles, Visqueen / Tarps, Pesticide Sprayers, Plastic / Rubber Buoy.



- Legend for Section 5: Same as Section 1.

Section 6 Data Collected 7/7/2008

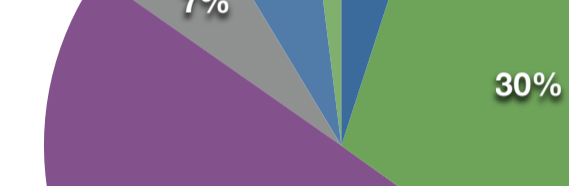
Table with 4 columns: Category, # of Bags Worth, Weight per Bag, Weight Total. Rows include Foam Floats, Net and Rope, Styrofoam, Soft Foam / Rubber, Hard Plastic, Plastic Water Bottles, Visqueen / Tarps, Pesticide Sprayers, Plastic / Rubber Buoy.



- Legend for Section 6: Same as Section 1.

Section 7 Data Collected 7/7/2008

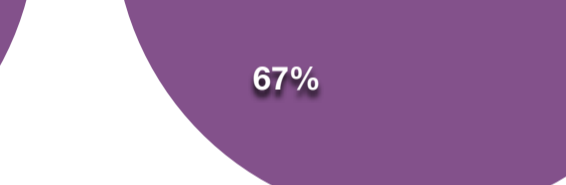
Table with 4 columns: Category, # of Bags Worth, Weight per Bag, Weight Total. Rows include Foam Floats, Net and Rope, Styrofoam, Soft Foam / Rubber, Hard Plastic, Plastic Water Bottles, Visqueen / Tarps, Pesticide Sprayers, Plastic / Rubber Buoy.



- Legend for Section 7: Same as Section 1.

Section 8 Data Collected 7/7/2008

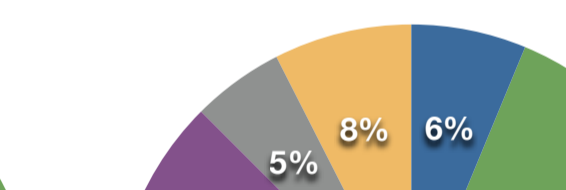
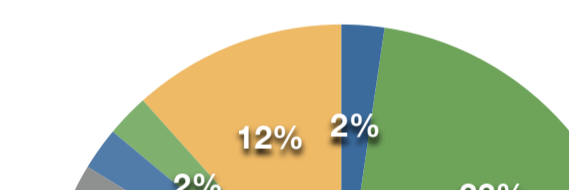
Table with 4 columns: Category, # of Bags Worth, Weight per Bag, Weight Total. Rows include Foam Floats, Net and Rope, Styrofoam, Soft Foam / Rubber, Hard Plastic, Plastic Water Bottles, Visqueen / Tarps, Pesticide Sprayers, Plastic / Rubber Buoy.



- Legend for Section 8: Same as Section 1.

Section 9 Data Collected 7/7/2008

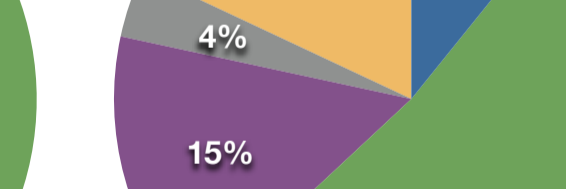
Table with 4 columns: Category, # of Bags Worth, Weight per Bag, Weight Total. Rows include Foam Floats, Net and Rope, Styrofoam, Soft Foam / Rubber, Hard Plastic, Plastic Water Bottles, Visqueen / Tarps, Pesticide Sprayers, Plastic / Rubber Buoy.



- Legend for Section 9: Same as Section 1.

Section 10 Data Collected 7/7/2008

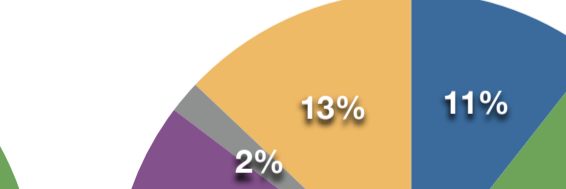
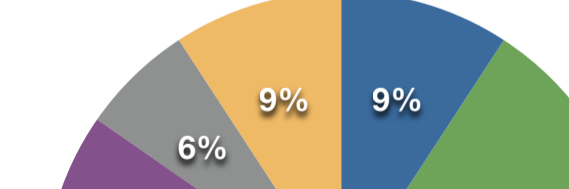
Table with 4 columns: Category, # of Bags Worth, Weight per Bag, Weight Total. Rows include Foam Floats, Net and Rope, Styrofoam, Soft Foam / Rubber, Hard Plastic, Plastic Water Bottles, Visqueen / Tarps, Pesticide Sprayers, Plastic / Rubber Buoy.



- Legend for Section 10: Same as Section 1.

Section 11 Data Collected 7/7/2008

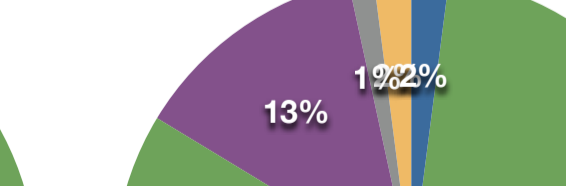
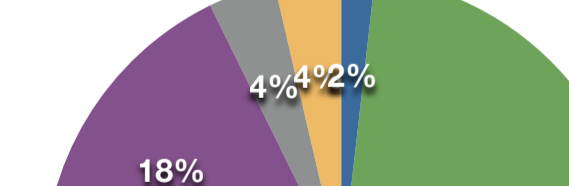
Table with 4 columns: Category, # of Bags Worth, Weight per Bag, Weight Total. Rows include Foam Floats, Net and Rope, Styrofoam, Soft Foam / Rubber, Hard Plastic, Plastic Water Bottles, Visqueen / Tarps, Pesticide Sprayers, Plastic / Rubber Buoy.



- Legend for Section 11: Same as Section 1.

Section 12 Data Collected 7/7/2008

Table with 4 columns: Category, # of Bags Worth, Weight per Bag, Weight Total. Rows include Foam Floats, Net and Rope, Styrofoam, Soft Foam / Rubber, Hard Plastic, Plastic Water Bottles, Visqueen / Tarps, Pesticide Sprayers, Plastic / Rubber Buoy.



- Legend for Section 12: Same as Section 1.

Additional Misc. Bags Data Collected 7/7/2008

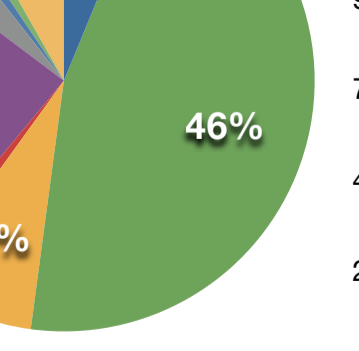
These bags represent accumulations of items in these categories that had been collected after the original sections had been compiled.

Table with 4 columns: Category, # of Bags Worth, Weight per Bag, Weight Total. Rows include Soft Foam / Rubber, Visqueen / Tarps, Pesticide Sprayers.

Totals

Summary table for Totals with 4 columns: Category, # of Bags Worth, Weight per Bag, Weight Total. Rows include Foam Floats, Nets and Rope, Styrofoam, Soft Foam / Rubber, Hard Plastic, Plastic Water Bottles, Visqueen / Tarps, Pesticide Sprayers, Plastic / Rubber Buoy.

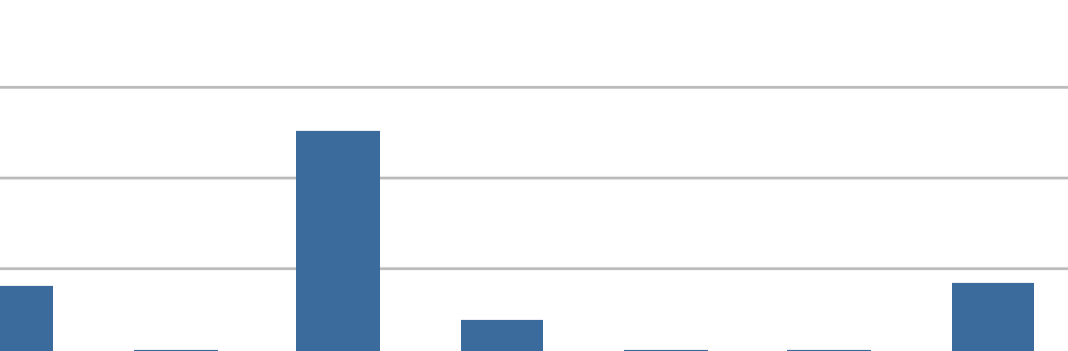
Percentage of Bags Collected



Weight Percentage



Total Number of Bags By Category



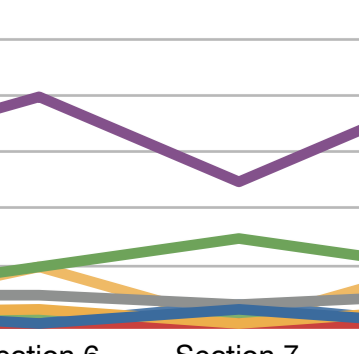
Total Weight of Bags By Category



Amount Section 1 to Section 12

Table showing Amount of items collected in each section (1-12).

Number of Bags by Section



- Legend for Number of Bags by Section: Foam Floats, Styrofoam, Hard Plastic, Visqueen / Tarps, Plastic / Rubber Buoy, Nets and Rope, Soft Foam / Rubber, HP, WB, PS.

	Bag 1	2	3	4	5	6	7	8	9	10	11	12	13	14	15	16	17	18	19	20	21	22	23	24	25	26	27	28	29	30	31	32	33	Total %	Total # of Bags	Total Weight based on Avg. Bag Weight	
Foam Floats		TRACE		2			TRACE	2	3	2	4	2	4	4	3	3	2	4	5	2	3	2	5	10	15	10		15	10	20	2	10		144	1.44	22.464	
Nets and Rope	50	45	100	40	100	100	45	50	40	30	40	30	35	40	25	40	53	60	10	35	40	35	35	35	30	30		5	25	2	40	30	100	1375	13.75	586.7125	
Styrofoam	TRACE	TRACE		2			TRACE		1	2	2	2	4	1	3	2	5	3	3	1	2	2	2	5	5	2	100	15	10	20	3	5		202	2.02	25.856	
Soft Foam / Rubber								2	3	TRACE		2	2	3	2	25	1	2	1	2		3	2	2	5	5	2		2	2	2	2	3		68	0.68	9.18
Hard Plastic	40	50	TRACE	50			52	52	50	60	48	60	50	50	40	50	30	25	70	45	40	55	40	35	30	35		50	32	40	45	45		1269	12.69	241.11	
Plastic Water Bottles	10	5		3			TRACE	2	2	2	2	1	3	3	4	2	3	4	5	2	5	3	2	10	15	5	15	20	5	5	5	5	5		148	1.48	10.36
Visqueen / Tarps		TRACE		3				3	2	TRACE	2		1			2		3	1				TRACE					TRACE			3			20	0.2	0.2	
Pesticide Sprayers									1		2		1				1				2	1	1				1		1	1				12	0.12	1.86	
Plastic / Rubber Buoys							TRACE			2		2					4		4	15	5		15	3		15			10		2			77	0.77	12.243	
Total:																																		0	0	909.9855	

Data was collected on: 7/10/2008

Data Collected on 7/10/2008

This data was collected on a re-cleaning of the North beach of Gore Point by GOAK during the month of July, 2008. Each bag was emptied and sorted. Each category's percentage for each bag was recorded and then weight calculations were made later. Weight calculations are based on the average weight of the categorized bags from the cleaning of East beach that same month. These bags were collected from the East end of the beach and work their way West. Photos and video of each section are available.

All weights are in pounds.

